













# Bench & long hole Drilling

T38 (1 1/2")  
Thread

Bench & long  
hole drilling







Button bit	Dimensions D		Flushing hole (mm)		Buttons (mm)		Angle	Class	Part no.
	mm	in	Front No size	Gauge No size	Front No size	Gauge No size			
	64	2 1/2	3×7	1×6	4×10	6×11	35°	M	3064T3810D
	64	2 1/2	3×7	1×6	3×11	6×12	35°	H	3064T38F09
	64	2 1/2	2×9	–	4×10	8×10	35°	H	3064T3812
	70	2 3/4	2×8	2×6	4×11	8×11	35°	H	3070T3812
	76	3	2×9	2×7	4×11	8×12	35°	H	3076T3812
	89	3 1/2	2×13	2×8	5×12	8×13	35°	H	3089T3813
	76	3	2×10	2×7	4×11	8×12	35°	M	3076T38F12
	70	2 3/4	4×8	–	5×10	8×11	30°	M	3070T3813D
	76	3	4×8	–	5×11	8×12	35°	M	3076T3813D
	89	3 1/2	4×9	–	6×12	8×13	35°	M	3089T3814D
	64	2 1/2	3×7	1×6	3×11	6×12	35°	M	3064T38F09R

# T38 (1 1/2") Thread

Bit	Dimensions D		Flushing hole (mm)		Buttons (mm)		Angle	Class	Part no.		
	mm	in	Front No size	Gauge No size	Front No size	Gauge No size					
		D	64	2 1/2	2×9	2×6	4×10	8×10	30°	M	3064T3812R
			70	2 3/4	2×8	2×6	4×11	8×11	35°	H	3070T3812R
			76	3	2×9	2×7	4×12	8×12	35°	H	3076T3812R
		D	89	3 1/2	2×11	2×8	6×12	8×13	35°	H	3089T38F14R
		D	64	2 1/2	3×7	1×6	4×10	6×11	35°	M	3064T3810DR
		D	70	2 3/4	4×8	–	5×10	8×11	30°	M	3070T3813DR
			76	3	4×8	–	5×11	8×12	35°	M	3076T3813DR
			89	3 1/2	4×10	–	6×12	8×13	35°	M	3089T3814DR
		D	64	2 1/2	2×7	1×7	–	–	–	–	3264T38
			76	3	2×8	1×8	–	–	–	–	3276T38

Bench & long  
hole drilling

## Reaming tools

Dome bit 		D	89	3 1/2	2×9	2×8	1×12	14×12	35°	–	3089T3815KD
			102	5	2×9	2×9	1×12	14×12	35°	–	30102T3815KD
Dome bit 		D	127	5	4×8	2×9	1×14	16×14	35°	–	30127T3817KD
Cut holes/Dome bit 		D	127	5	2×13	2×11	10×13	8×14	35°	–	30127T3818KC